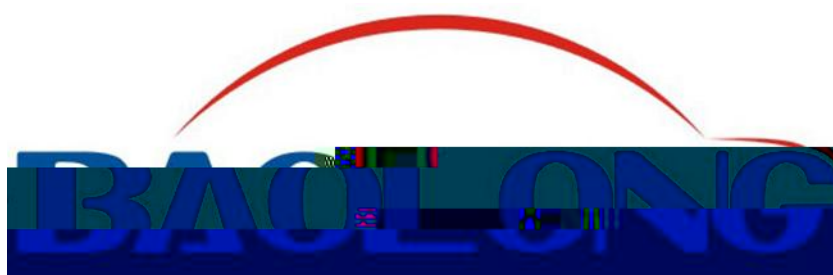


603197

113692

2024



			2024	12	31		2024
		142,406,316.83					
2024	12	31	212,090,646				0.51
			108,166,229.46				
		152,702,256.66					
50.47%							

"

"

.....	5
.....	5
.....	10
.....	31
.....	48
.....	50
....."	5..... 62

	2024	1	1	2024	12	31
--	------	---	---	------	----	----

	Shanghai Baol ong Automoti ve Corporati on
	Baol ong Automoti ve

	5500	5500
	021- 31273333	021- 31273333
	021- 31190319	021- 31190319
	sbac@baol ong. bi z	sbac@baol ong. bi z

	5500
	5500
	201619
	www baol ong. bi z
	sbac@baol ong. bi z

	www sse. com cn

A			603197

		1	1504
--	--	---	------

		2026
	10-19	
	2024 11 27	- 2025 12 31

()

2024	2023	(%)	2022
7,024,868,294.20	5,897,464,869.58	19.12	4,777,714,295.69
302,550,154.21	378,833,464.34	-20.14	214,131,034.23
252,416,340.35	293,515,927.29	-14.00	83,406,375.69
428,861,909.93	437,781,292.47	-2.04	175,064,987.46
2024	2023	%	2022
3,197,082,278.43	2,953,444,558.25	8.25	2,498,399,674.55
10,807,979,962.49	8,475,140,841.76	27.53	6,615,067,263.28

()

()

()

2024

	1-3	4-6	7-9	10-12
	1, 482, 927, 680. 20	1, 700, 768, 365. 97	1, 842, 607, 549. 59	1, 998, 564, 698. 44
	68, 007, 725. 60	80, 307, 327. 71	100, 282, 202. 93	53, 952, 897. 97
	65, 451, 093. 38	53, 147, 050. 73	90, 983, 481. 27	42, 834, 714. 97
	-10, 244, 211. 06	104, 129, 158. 72	216, 604, 304. 93	118, 372, 657. 34

2024

2023

2022

-1, 168, 780. 42

-814, 021. 06

93, 955, 569. 67

R, o

650,606.07


-6,712.20

-125,164.73

257,079.10

2024


市场类型	2024年	2023年	同比增减额	同比增减%	2024年收入占比%	2023年收入占比%
汽车OEM	547,367.80	450,139.80	97,228.00	21.60	79.93	77.85
汽车AM	129,723.54	662.58	15,060.76	13.13	18.94	19.85



2024年营收市场类型占比: OEM 79.93%, AM 18.94%

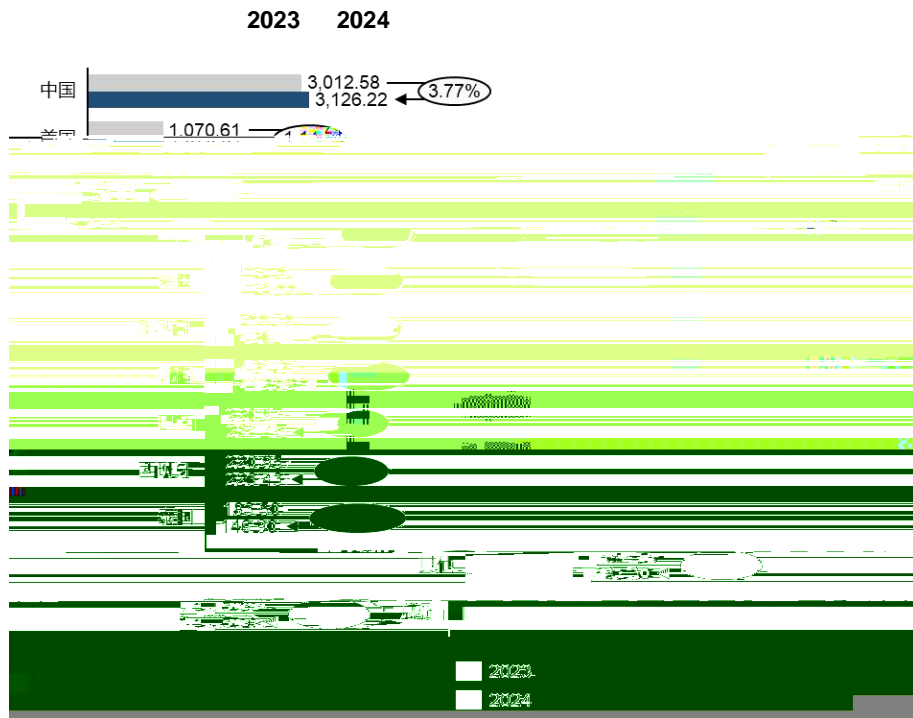
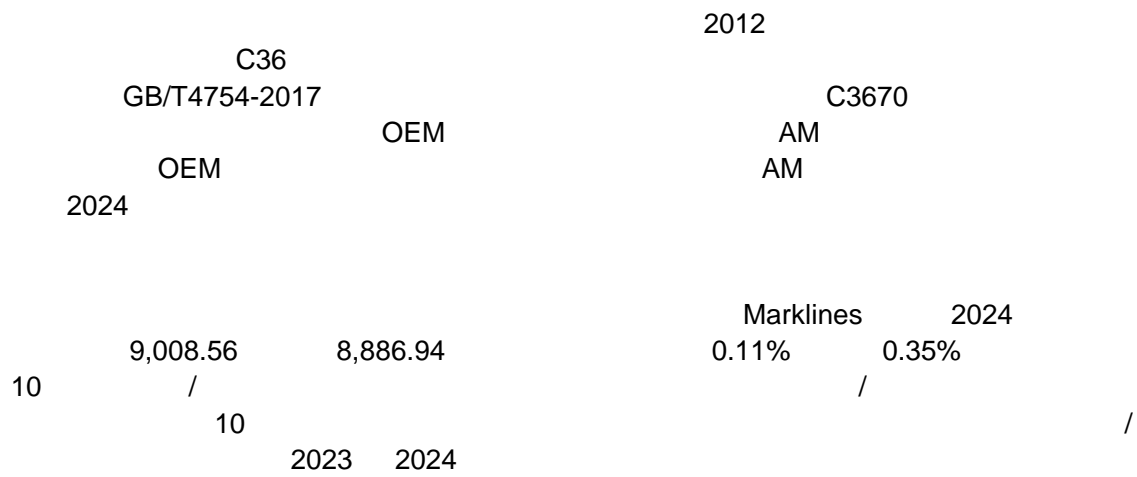
2023年营收市场类型占比: OEM 77.85%, AM 19.85%

销售区域	2024年	2023年	同比增减额	同比增减%	2024年收入占比%	2023年收入占比%
境内	368,632.34	276,746.70	91,885.64	33.20	53.83	46.17
境外	316,203.42	301,477.26	14,726.16	4.88	46.17	53.83
小计	684,835.76	578,223.96	106,611.81	18.44	100.00	100.00



2024年营收区域占比: 境内 53.83%, 境外 46.17%

2023年营收区域占比: 境内 46.17%, 境外 53.83%



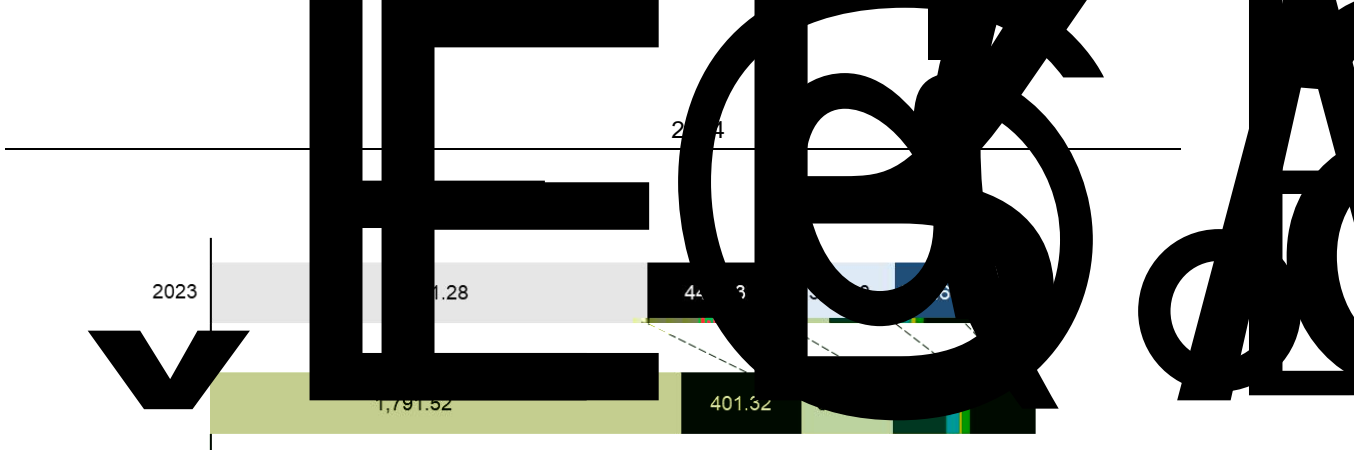
2023 2024



2024	3,126.22	3,143.62	3.77%
4.63%	2,745.69	2,756.30	5.25%
5.96%	380.53	387.32	5.80%
2024			3.96%

2023 2024

2024	1,791.52
56.18%	65.00%



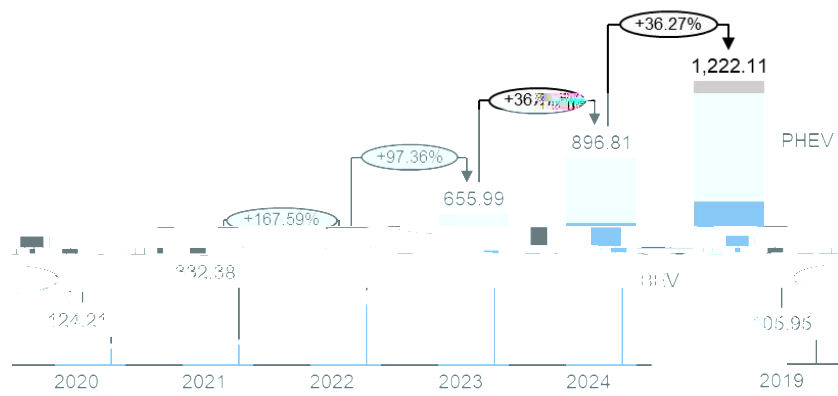
329.66 50.87 51.10 2.87% 4.70%

336.22 7.01% 5.16%

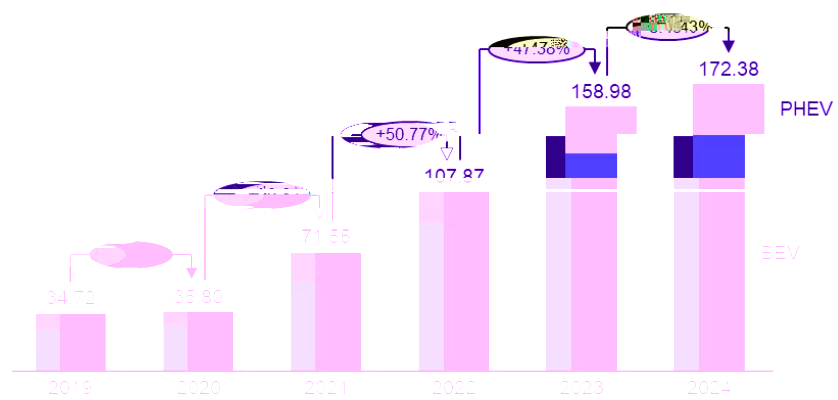
车型	销量			产量		
	2023	2024	同比	2023	2024	同比
商用车	403.31	387.32	-3.96%	403.97	380.53	-5.80%
客车	48.81	51.10	4.70%	49.45	50.87	2.87%
轻客	39.63	39.21	-1.06%	40.06	38.88	-2.95%
中型客车	3.82	5.30	38.77%	3.92	5.32	35.58%
中型货车						
轻型货车						
微型货车						
微型面包车						
微型低速货车						
微型低速货车(新能源)						
微型低速货车(传统能源)						

PHEV BEV 2024 FCV 1

中国

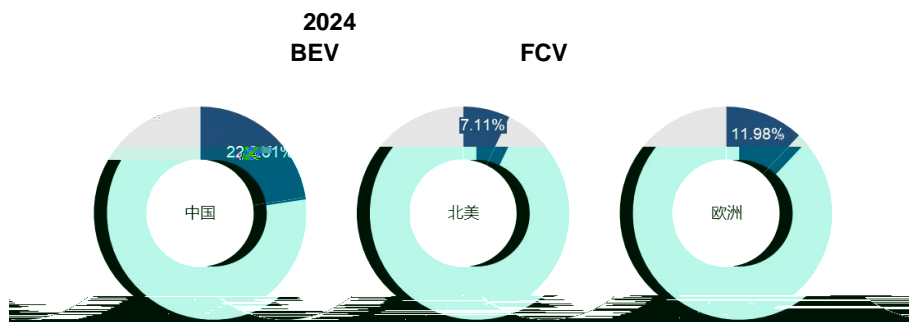


北美



欧洲


TPMS OEM AM TPMS
 BEV FCV OEM
 BEV FCV OEM
 FCV 2024 BEV



TPMS TPMS OEM
 TPMS

30

25-30 30-35 35-40 40-45 45-50 50 15-20
 9.08% 15.23% 17.05% 20.04% 17.23% 35.76% 2023 2024



OEM

OEM

AM

OEM

OEM

OEM

OEM

AM

OEM

"

"

"

"

"

"

50

2024

200

2024 CNAS " " ASPI CE-CL2
 761 8.12% 2024 12 31

50

702,486.83 19.12%

()

1

			%
	7,024,868,294.20	5,897,464,869.58	19.12
	5,264,852,567.61	4,294,091,495.10	22.61
	230,962,687.48	217,963,710.33	5.96
	408,091,353.42	376,181,469.22	8.48
	109,050,620.04	84,633,165.13	28.85
	570,355,074.28	469,526,243.71	21.47
	428,861,909.93	437,781,292.47	-2.04
	-800,843,859.48	-883,799,973.22	-9.39
	601,700,308.89	631,986,853.05	-4.79

ADAS

TPM\$

2

106,611.81 ADAS 18.44% TPM\$

(1).

			%			
			%	%	%	%
	677,091.15	510,139.66	24.66	19.88	23.28	-2.07

	7,744.62	4,320.09	44.22	-42.30	-51.92	11.17
	684,835.76	514,459.75	24.88	18.44	21.68	-2.00
			%	%	%	%
	78,016.65	43,691.98	44.00	-0.55	-2.12	0.90
	144,783.95	101,425.00	29.95	1.89	0.36	1.06
TPMS	214,590.69	161,580.70	24.70	12.30	11.43	0.59
	66,519.68	55,142.81	17.10	25.37	30.40	-3.20
	99,335.50	76,866.28	22.62	41.80	45.41	-1.92
	81,589.30	75,752.97	7.15	87.68	105.07	-7.87
	684,835.76	514,459.75	24.88	18.44	21.68	-2.00
			%	%	%	%
	368,632.34	305,383.34	17.16	33.20	37.65	-2.68
	316,203.42	209,076.41	33.88	4.88	4.05	0.53
	684,835.76	514,459.75	24.88	18.44	21.68	-2.00
			%	%	%	%
	245,504.45	183,758.75	25.15	-20.76	-21.55	0.75
	439,331.32	330,701.00	24.73	63.70	75.39	-5.02
	684,835.76	514,459.75	24.88	18.44	21.68	-2.00



(3).

5,981.98	7.78	3,027.29	5.73	97.60
76,866.28	100.00	52,862.19	100.00	45.41
54,838.05	72.39	27,537.21	74.54	99.14
8,923.42	11.78	4,084.94	11.06	118.45
11,991.49	15.83	5,318.61	14.40	125.46
75,752.97	100.00	36,940.75	100.00	105.07
363,818.22	70.72	300,022.32	70.96	21.26
62,683.78	12.18	43,032.33	10.18	45.67
87,957.75	17.10	79,739.33	18.86	10.31
514,459.75	100.00	422,793.98		

4

(1).

	570,355,074.28
	0
	570,355,074.28
%	8.12
%	0

(2).

	1,333
%	16.98

920

2024

	%		%		
1, 264, 152, 059. 30	11. 70	1, 043, 588, 362. 42	12. 31	21. 14	1
631, 687, 276. 70	5. 84	410, 225, 959. 97	4. 84	53. 99	2
2, 068, 136, 956. 03	19. 14	1, 457, 570, 151. 39	17. 20	41. 89	2
2, 181, 439, 693. 11	20. 18	1, 698, 603, 067. 42	20. 04	28. 43	2
2, 778, 748, 511. 23	25. 71	1, 921, 741, 378. 93	22. 68	44. 60	3
1, 522, 564, 001. 41	14. 09	919, 047, 514. 60	10. 84	65. 67	4
627, 680, 789. 35	5. 81	363, 433, 815. 45	4. 29	72. 71	2
1, 693, 306, 770. 25	15. 67	1, 039, 176, 296. 97	12. 26	62. 95	2

2226

1

2

3

			%			%
TPM\$	6,673.04	5,448.46	22.48	6,604.17	5,537.69	19.26
	2,970.56	2,225.83	33.46	3,069.90	2,451.66	25.22
	180.93	148.65	21.71	194.11	165.98	16.95
	24,158.90	21,977.14	9.93	29,530.43	23,164.19	27.48
	2,008.97	2,087.70	-3.77	2,025.48	1,995.61	1.50

" "

			%			%
TPM\$	6,148.10	5,060.32	21.50	524.94	388.14	35.24
	2,920.37	2,139.06	36.53	50.19	86.77	-42.15
	173.73	143.62	20.96	7.20	5.03	43.28
	6,852.16	7,024.58	-2.45			

()

17 " " 18 " " 19 " "

1

2

3

			/	
	69,370,025.86	-7,667,620.03	25,242,787.20	36,459,618.63
ㄊ	210,951,803.09		36,500,000.00	247,451,803.09
ㄎ	280,321,828.95	-7,667,620.03	36,500,000.00 25,242,787.20	283,911,421.72

4

()

()

			28,080	165,064.69	75,302.19	110,135.25	12,203.89
			15,000	103,955.78	34,365.50	75,687.57	4,213.24
			30,100	400,418.73	40,667.53	439,535.44	1,534.45
			84,800	235,942.85	69,620.59	122,152.53	-5,270.30
DI LL		TPM\$	250	196,602.03	193,824.13	89,407.23	31,207.13
			5,000	73,591.57	41,640.19	135,298.23	-70.49
		TPM\$	3,300	144,234.92	47,385.48	122,244.02	3,606.78
		TPM\$	307.58	65,856.34	23,181.61	103,325.66	7,133.47

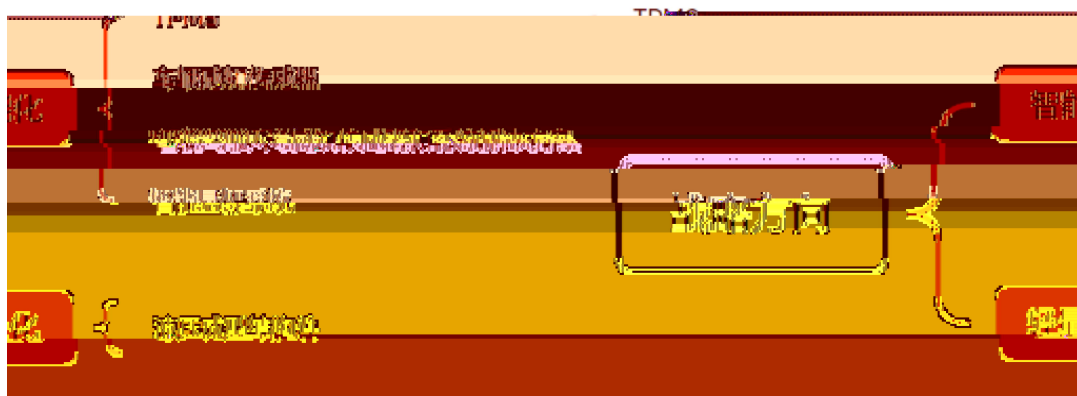
()

()

2024 2025

()

" "



()

2025

0025

i

025

()


1

2

3

4

5



U S

J E U

2024	2024/1/3	www.sse.com.cn	2024/1/4	< >
				< >
2023	2024/5/17	www.sse.com.cn	2024/5/18	2023 2023 2023 2023 2023 2024 2024 2024 2024 2024 < > < >
2024	2024/9/18	www.sse.com.cn	2024/9/19	< > < > < >

()

			51	2005/3/28	2025/12/30	20,773,630	20,773,630	0	-	131.29		
			52	2005/3/28	2025/12/30	34,457,626	34,457,626	0	-	121.40		
			51	2005/3/28	2025/12/30	968,790	968,790	0	-	111.44		
			48	2005/3/28	2025/12/30	3,058,313	3,070,813	12,500		123.79		
			65	2022/12/30	2025/12/30	0	0	0	-	11.90		
			59	2022/12/30	2025/12/30	0	0	0	-	11.90		
			41	2019/8/13	2025/8/12	0	0	0	-	11.90		
			72	2010/8/14	2025/12/30	0	0	0	-	11.90		
			44	2021/6/10	2025/12/30	0	0	0	-	0		
			43	2021/7/9	2025/12/30	0	0	0	-	53.32		
			44	2020/1/2	2025/12/30	0	0	0	-	16.69		
			46	2020/1/2	2025/12/30	100	100	0	-	20.43		
			53	2010/12/6	2025/12/30	3,601,162	3,601,162	0	-	117.35		
			49	2005/4/10	2025/12/30	724,701	724,701	0	-	110.93		
			53	2007/12/10	2025/12/30	448,835	448,835	0	-	110.90		
	/	/	/	/	/	64,033,157	64,045,657	12,500	/	965.13	/	/

IBM
1997
2000
1998

Joyson Auto Safety Holdings S. A.

(

()

1

2

			2017. 9	-
			2021. 3	-
			2021. 8	2024. 3
			2024. 9	-
			2002. 11	-
			2009. 8	-
			2012. 5	-
	Joyson Auto Safety Hbl di ngs S. A.		2018. 4	-
			2019. 1	-
			2019. 3	2024. 10
			2020. 5	-
			2021. 10	-
			2021. 12	2024. 6
			2022. 2	-
			2022. 5	-
			2021. 5	-
			2021. 8	-
	()		2021. 12	-
			2024. 11	-
			2003. 7	-
			2021. 12	2024. 7
			2022. 10	-
			2023. 3	-
			2024. 9	-
			2012. 6	-
			2024. 2	-
			2023. 5	2025. 2
			2021. 11	-
			2019. 7	-
			2022. 6	-
			2024. 3	-

()

Large stylized letters 'R', 'A', 'S', 'B', 'C' at the top of the page.

		2024	
		2024	2024
		2024	2024
		2024	2024
		4{n	
		965	3

()

()

1 2022 5 19 1

	2
	9

()

()

()

2024/12/3	2024		
2024/12/30			

() 1

2024/4/25	2023		

() 5

2024/4/25	2024		
2024/5/29	2021 2023		
2024/7/3	2021 2021		
2024/8/15	2023 2023 2021		
2024/8/28	2021 2023		

--	--	--	--

() 2

2024/4/25	2023		
2024/12/3			

()

()

	294
	7, 555
	7, 849
	250
	5, 641
	283
	1, 333
	94
	498
	7, 849
	12
	268
	1, 511
	1, 502
	4, 556
	7, 849

()

- 1
- 2
- 3
- 4
- 5

()

n e

1

n

2

l



5 u

u

u

()

”



024

3 Å
2

12

()

20%

1

80%

2 @! ¥) 'š

40%

ÈÈ> ý #z ÚG! È), G¥Ú4v ü ð

	152, 702, 256. 66
	302, 550, 154. 21
%	50. 47
	0
	108, 166, 229. 46
%	50. 47

()

(1) 353, 199, 363. 44
(2) 0
(3)=(1)

<p>1</p> <p>2021</p> <p>26.98 / 26.77</p> <p>53.10 /</p> <p>2023</p> <p>44.47 / 44.26 /</p> <p>2024 9 24</p>	<p>(www.sse.com.cn)</p> <p>2021</p> <p>2024-080</p> <p>2023</p> <p>2024-081 2024 9</p> <p>26</p> <p>(www.sse.com.cn)</p> <p>2024-091</p>
<p>2024 10 8</p> <p>2023</p> <p>2023</p> <p>2024 10 21</p>	<p>2024 10 9</p> <p>(www.sse.com.cn)</p> <p>2023</p> <p>2024-095 2024 10 15</p> <p>(www.sse.com.cn)</p> <p>2023</p> <p>2024-097</p>

()

()

()

	1, 623. 90

()

()

1

2

3

()

()

	2, 515. 13

()

ESG

()

	/	
	155.56	100 50
	155.56	
	0	
	-	-

	/	
	3.87	
	3.87	
	0	
	-	-
		2024 " "

()

()

()

" "

2024 12

18

13 —

2023

12,622,995.42

12,622,995.42

2024 11

3.3

4 —

" "

20

5-10

5-20

2024

12

28 —

2024 12 30

	145
	6
	2

()

1

2

"

"

3

()

1

2

3

4

()

1

2

()

()

1

(1)

(2)

(3)

2

(1)

(2)

(3)

3

()

()

			1	2	3 = 1 - 2	4	5	% (6) (4)/(1)	% (7) (5)/(3)	8	% 9 =(8)/(1)	
--	--	--	---	---	-----------------	---	---	---------------------	---------------------	---	-----------------	--

	2021/4/22	91,800.00	90,222.05	91,800.00		80,413.06		89.13		7,727.85	8.57	64,800.00
	2024/11/6	139,000.00	137,707.25	139,000.00		66,382.38		48.21		66,382.38	48.21	
	/	230,800.00	227,929.30	230,800.00		146,795.44		/	/	74,110.23	/	64,800.00

()

1

					(1)		2	% (3) (2)/(1)							
	480 ADAS				29,547.41	5,325.93	18,160.47	61.46	2026 12						
	150				18,000.00	2,401.92	18,000.00	100.00	2024 12						

55.74%	17,252.59	17,252.59	100.00	2022 8
	27,000.00	27,000.00	100.00	
482				

()

1

2024 K/EP 3

4

25, 095. 39

6

[2024] 1-03410

2 CIPD xQ":7v_ 00 Y P 0F8,,•P{0D0eÀ

2024 5 29™ÜD

1. 3

12

(www.sse.com.cn)

(

2024-048)

2024 12 ß m

4

12

0lehypD p

(www.sse.com.cn) Ck, EIE>A, á S 0004020, G&S É>0 # | C G¥X

()

1

			+ -						
		(%)						(%)	
	1, 719, 500	0. 81				- 859, 750	- 859, 750	859, 750	0. 41
1									
2									
3	1, 719, 500	0. 81				- 859, 750	- 859, 750	859, 750	0. 41
	1, 719, 500	0. 81				- 859, 750	- 859, 750	859, 750	0. 41
4									
	210, 236, 220	99. 19	134, 926			859, 750	994, 676	211, 230, 896	99. 59
1	210, 236, 220	99. 19	134, 926			859, 750	994, 676	211, 230, 896	99. 59
2									
3									
4									
	211, 955, 720	100. 00	134, 926			0	134, 926	212, 090, 646	100. 00

2024

290

2024 1184

2024 10 31

100

139,000

24 157

139,000

2024 11 27

" "

" 113692"

2024 10 31

2030 10 30

0.10%

0.30%

0.60%

1.00%

1.50%

2.00%

()

é00

1

0

g

g (W n s

64 / 199

T

6#A

	1, 192, 651	4, 819, 953	2. 27	0	0
	0	3, 601, 162	1. 70	18, 500	700, 000
	355, 196	3, 526, 531	1. 66	0	0
	300, 000	3, 300, 000	1. 56	0	0
	-1, 729, 941	3, 091, 819	1. 46	0	0
005L CT001	12, 500	3, 070, 813	1. 45	20, 000	0
	0	2, 800, 000	1. 32		

/

1	50,000		50,000
2	50,000	2023	50,000
3	25,000		25,000
4	23,500		23,500
5	23,500	2021	23,500
6	20,000		20,000
7	20,000		20,000
8	20,000		20,000
9	19,250		19,250
10	19,250		19,250

4

m''

24
%

()

80%



()

		32,082
		(%)
	225,835,000	16.25
	136,150,000	9.79
	70,444,000	5.07
	60,862,000	4.38
	38,944,000	2.80
	32,071,000	2.31
	30,941,000	2.23
	27,509,000	1.98
	24,664,000	1.77
	23,645,000	1.70

()

()

()

67.23% 10,807,979,962.49 7,266,508,521.61

2024 10 31 " "

AA AA

()

[2025] 1-03060

2024

1.

2, 181, 439, 693. 11 1, 698, 603, 067. 42

91, 558, 109. 12 84, 962, 500. 69
6, 430, 071, 654. 67 4, 790, 322, 368. 70

119, 686, 083. 39 71, 527, 493. 50
65, 500, 000. 00 64, 000, 000. 00
218, 411, 421. 72 216, 321, 828. 95

1,

66, 952, 191. 29	46, 488, 866. 56
38, 634, 572. 27	59, 901, 817. 45
1, 497, 075. 00	805, 597. 95
242, 471, 555. 11	282, 497, 486. 95
1, 698, 964. 20	8, 352, 212. 94
4, 575, 758, 294. 14	3, 070, 940, 453. 05
1, 247, 383, 255. 36	2, 066, 595, 506. 94
1, 326, 716, 131. 18	
8, 992, 082. 86	6, 068, 819. 60
	3, 332, 631. 17
4, 515, 291. 41	5, 003, 392. 62
97, 810, 830. 79	65, 688, 365. 68
5, 332, 635. 87	6, 660, 545. 75
2, 690, 750, 227. 47	2, 153, 349, 261. 76
7, 266, 508, 521. 61	5, 224, 289, 714. 81
212, 090, 646. 00	211, 955, 720. 00
56, 520, 077. 45	
1, 249, 265, 766. 40	1, 205, 669, 638. 21
24, 244, 950. 00	48, 489, 900. 00
58, 309, 534. 22	61, 467, 865. 89
98, 179, 086. 06	79, 596, 115. 37
1, 546, 962, 118. 30	1, 443, 245, 118. 78
3, 197, 082, 278. 43	2, 953, 444, 558. 25
344, 389, 162. 45	297, 406, 568

2024 12 31

2024 12 31

2023 12 31

308,419,686.78

19,537,295.59

300,000.00

137,805,154.90

152,016,825.18

1,899,169.63

9,233,570.01

1,012,133,662.22

426,846,855.49

		5,303,361.11	
		22,616,602.75	1,575,549.11
		91,188.88	250,565.90
			9,403.68
		24,729,409.62	21,582,121.92
		1,458,811.36	1,061,147.60
		28,999,635.74	54,559,685.52
		1,497,075.00	805,597.95
		73,795,488.61	10,730,000.00
		156,994,498.07	89,768,473.73
		461,822,573.14	665,848,736.32
		1,326,716,131.18	
		9,193,614.87	7,058,956.43
		1,797,732,319.19	672,907,692.75
		1,954,726,817.26	762,676,166.48
		212,090,646.00	211,955,720.00
		56,520,077.45	
		1,822,946,465.66	1,766,434,736.15
		24,244,950.00	48,489,900.00
		98,179,086.06	79,596,115.37
		142,406,316.83	155,409,764.67
		2,307,897,642.00	2,164,906,436.19
		4,262,624,459.26	2,927,582,602.67

2024 1—12

2024	2023
7, 024, 868, 294. 20	5, 897, 464, 869. 58
7, 024, 868, 294. 20	5, 897, 464, 869. 58
6, 613, 215, 982. 34	5, 467, 925, 287. 72
5, 264, 852, 567. 61	4, 294, 091, 495. 10

29, 903, 679. 51	25, 529, 204. 23
230, 962, 687. 48	217, 963, 710. 33
408, 091, 353. 42	376, 181, 469. 22
570, 355, 074. 28	469, 526, 243. 71
109, 050, 620. 04	84, 633, 165. 13
101, 969, 738. 70	86, 403, 343. 54
35, 641, 781. 84	28, 438, 391. 76
52, 754, 850. 42	56, 525, 626. 38

" "

Έά vθθ €Ñθ

(/ ■

3.			
4.			
1.			
2.			
3.			
4.			
5.			
6.			
7.			
		185, 829, 706. 85	119, 187, 329. 94
	(/)		
	(/)		

2024 1—12

		2024	2023
		6, 497, 995, 750. 85	5, 904, 691, 718. 92
		185, 572, 328. 36	197, 779, 123. 38
		132, 286, 461. 55	150, 492, 804. 63
		6, 815, 854, 540. 76	6, 252, 963, 646. 93
		4, 204, 032, 399. 19	3, 914, 516, 300. 39
		1, 439, 255, 399. 23	1, 179, 781, 544. 72
		241, 082, 822. 18	250, 043, 655. 92
		502, 622, 010. 23	470, 840, 853. 43
		6, 386, 992, 630. 83	5, 815, 182, 354. 46
		428, 861, 909. 93	437, 781, 292. 47
		24, 322, 787. 20	40, 660, 573. 93
		17, 455, 246. 70	29, 427, 008. 71
		9, 019, 762. 00	84, 189, 311. 06
		50, 797, 795. 90	154, 276, 893. 70
		759, 665, 755. 87	904, 530, 656. 16
		91, 975, 899. 51	76, 500, 000. 00
			57, 046, 210. 76
		851, 641, 655. 38	1, 038, 076, 866. 92

			57, 689, 752. 01
		37, 350, 000. 00	175, 300, 000. 00
		576, 675, 987. 27	487, 154, 973. 41
		-274, 049, 203. 25	-258, 060, 294. 65
		3, 950, 352. 76	88, 658, 953. 38
		38, 880, 750. 00	677, 367, 328. 00
		1, 390, 000, 000. 00	
			22, 242. 00
		1, 432, 831, 102. 76	766, 048, 523. 38
		174, 730, 000. 00	1, 400, 000. 00
		201, 676, 435. 71	74, 428, 414. 31
		10, 767, 674. 58	2, 731, 733. 29
		387, 174, 110. 29	78, 560, 147. 60
		1, 045, 656, 992. 47	687, 488, 375. 78
		26, 249. 45	1, 681. 90
		290, 428, 591. 19	6, 757, 408. 13
		15, 414, 095. 59	8, 656, 687. 46
		305, 842, 686. 78	15, 414, 095. 59

	2024													
	()													
	211,955,720.00				1,205,669,638.21	48,489,900.00	61,467,865.89		79,596,115.37		1,443,245,118.78	2,953,444,558.25	297,406,568.70	3,250,851,126.95
	211,955,720.00				1,205,669,638.21	48,489,900.00	61,467,865.89		79,596,115.37		1,443,245,118.78	2,953,444,558.25	297,406,568.70	3,250,851,126.95
	134,926.00			56,520,077.45	43,596,128.19	-24,244,950.00	-3,158,331.67		18,582,970.69		103,716,999.52	243,637,720.18	46,982,593.75	290,620,313.93
							-3,158,331.67				302,550,154.21	299,391,822.54	34,048,744.05	333,440,566.59
	134,926.00			56,520,077.45	43,596,128.19	-24,244,950.00						124,496,081.64	14,079,532.30	138,575,613.94
1	134,926.00				3,815,426.76							3,950,352.76	742,000.00	4,692,352.76
2				56,520,077.45								56,520,077.45		56,520,077.45
3					51,147,747.14	-24,244,950.00						75,392,697.14	1,548,555.61	76,941,252.75
4					-11,367,045.71							-11,367,045.71	11,788,976.69	421,930.98

2024

									18,582,970.69		-198,833,154.69		-180,250,184.00	-1,145,682.60	-181,395,866.60
1									18,582,970.69		-18,582,970.69				
2															
3											-180,250,184.00		-180,250,184.00	-1,145,682.60	-181,395,866.60
4															
1															
2															
3															
4															
5															
6															
1															
2															
	212,090,646.00	-	-	56,520,077.45	1,249,265,766.40	24,244,950.00	58,309,534.22	-	98,179,086.06	-	1,546,962,118.30	-	3,197,082,278.43	344,389,162.45	3,541,471,440.88

	2023														
	(

)

208,841,708.00 1,067,458,676.29 19,754,169.45 33,074,159.92 67,677,382.38 1,141,101,917.41 2,498,399,674.55 288,126,867.19 2,786,

2024

6															
1															
2															
	211, 955, 720. 00				1, 205, 669, 638. 21	48, 489, 900. 00	61, 467, 865. 89		79, 596, 115. 37		1, 443, 245, 118. 78		2, 953, 444, 558. 25	297, 406, 568. 70	3, 250, 851, 126. 95

2024 1—12

	2024										
	()										
	211, 955, 720. 00				1, 766, 434, 736. 15	48, 489, 900. 00			79, 596, 115. 37	155, 409, 764. 67	2, 164, 906, 436. 19
	211, 955, 720. 00				1, 766, 434, 736. 15	48, 489, 900. 00			79, 596, 115. 37	155, 409, 764. 67	2, 164, 906, 436. 19
“ ”	134, 926. 00			56, 520, 077. 45	56, 511, 729. 51	-24, 244, 950. 00			18, 582, 970. 69	-13, 003, 447. 84	142, 991, 205. 81
										185, 829, 706. 85	185, 829, 706. 85
	134, 926. 00			56, 520, 077. 45	56, 511, 729. 51	-24, 244, 950. 00					137, 411, 682. 96
1	134, 926. 00				3, 815, 426. 76						3, 950, 352. 76
2				56, 520, 077. 45							56, 520, 077. 45
3					52, 696, 302. 75	-24, 244, 950. 00					76, 941, 252. 75
4											
									18, 582, 970. 69	-198, 833, 154. 69	-180, 250, 184. 00
1									18, 582, 970. 69	-18, 582, 970. 69	
2										-180, 250, 184. 00	-180, 250, 184. 00
3											
1											

S

2024

2
3
4
5
6
1
2

212,090,646.00

56,520,077.45

1,822,946,465.66

24,244,950.00

98,179,086.06

142,406,316.83

2,307,897,642.00



2											
3											
4											
5											
6											
1											
2											
	211, 955, 720. 00				1, 766, 434, 736. 15	48, 489, 900. 00			79, 596, 115. 37	155, 409, 764. 67	2, 164, 906, 436. 19

1

()

2005 9 8

1997

2005 006

4,843.15

2007 4 16

"

" 2017 4 21

[2017] 584

A 2,928

2017 5 19

2024 12 31

212,090,646

212,057,720.00

91310000630974416T

5500

()

TPM\$

()

2025 4 28

1

2

2024 12 31 12

@/ ~ÖP ... XiØK

1

2

1 1 12 31

3

12

4

5

	200.00	10%
	200.00	10%
	200.00	10%
	100.00	10%
		0.5%
	200.00	10%
	100.00	10%
	10%	1000.00
	5%	
	10%	
	1%	

6

1.

2

4

8

1.

2

3.

2 --

9

0

1.

1
12
2
3

3.

4.

1

14 —

1	
2	-
3	-

1	
2	

1	

2	

2

" "

11 " "

15

11 " "

11 " "

11 " "

16

1.

2.

3.

4.

17

1	
2	

18

19

1.

20%

50%

21

(1).

(2).

		20- 30	5%	4. 75% 3. 17%
		5- 20	5%	19. 00% 4. 75%
		5	5%	19. 00%
		3- 5	5%	31. 67% 19. 00%
		5		20. 00%

22

1.

2.

23

1.

2

3

24

25

26

(1).

1.

2

	3-10	
	10	
	10	
	10	
	10	

27

28

29

3-

(2).

(3).

(4).

31

32

33

34

(1).

1

2

3

1

2

CEM

1

2

(2).

35

”

”

” ”

” ”

” ”

” ”

36

1.

2

37

/

1.

2

3

38

12

10.00

1

2

39

40

(1).

2024 12 18		12,622,995.42
13 --		-12,622,995.42

(2).

3.3 2024 11

15
15
15
15
25
25
25
25
25
25
25
25

DI LL

I LL

2024

8. 15%
[2020] 38
[2020] 12
15% 2021 1 1 2025 12 31
9. 2024 12 26

GR202442006157

2024

3 15%

1

56, 410. 32	77, 540. 19
1, 223, 886, 458. 28	1, 000, 484, 360. 78
40, 209, 190. 70	43, 026, 461. 45
1, 264, 152, 059. 30	1, 043, 588, 362. 42
752, 816, 654. 85	732, 158, 676. 34

	631, 687, 276. 70	410, 225, 959. 97
--	-------------------	-------------------

(2).

		631, 687, 276. 70
		631, 687, 276. 70

(3).

		631, 687, 276. 70
		631, 687, 276. 70

(4).

		(%)	(%)			(%)	(%)	
	631, 687, 276. 70	100		631, 687, 276. 70	410, 225, 959. 97	100		410, 225, 959. 97
	631, 687, 276. 70	100		631, 687, 276. 70	410, 225, 959. 97	100		410, 225, 959. 97
	631, 687, 276. 70	/	/	631, 687, 276. 70	410, 225, 959. 97	/	/	410, 225, 959. 97

(5).

m'

(6).

(L U O

E

(2).

		(%)		(%)			(%)		(%)	
	21,600,968.03	1.03	20,739,392.19	96.01	861,575.84	21,579,441.98	1.45	20,715,594.09	96.00	863,847.89
	21,600,968.03	1.03	20,739,392.19	96.01	861,575.84	21,579,441.98	1.45	20,715,594.09	96.00	863,847.89
	2,077,567,310.25	98.97	10,291,930.06	0.50	2,067,275,380.19	1,463,427,676.95	98.55	6,721,373.45	0.46	1,456,706,303.50
	2,077,567,310.25	98.97	10,291,930.06	0.50	2,067,275,380.19	1,463,427,676.95	98.55	6,721,373.45	0.46	1,456,706,303.50
	2,099,168,278.28	/	31,031,322.25	/	2,068,136,956.03	1,485,007,118.93	/	27,436,967.54	/	1,457,570,151.39

31010

			%
	12,062,529.77	12,062,529.77	100.00
	9,538,438.26	8,676,862.42	90.97
	21,600,968.03	20,739,392.19	96.01

			%
1	2,046,318,250.78	3,615,182.10	0.18
6	1,974,014,608.01		
7-12	72,303,642.77	3,615,182.10	5.00
1 2	21,561,542.92	3,234,231.33	15.00

45



	277, 585, 157. 55		277, 585, 157. 55	13. 22	139, 027. 97
	225, 188, 766. 57		225, 188, 766. 57	10. 73	791, 499. 23
	77, 781, 604. 08		77, 781, 604. 08	3. 71	729, 596. 77
	76, 921, 964. 04		76, 921, 964. 04	3. 66	
	72, 603, 023. 85		72, 603, 023. 85	3. 46	
	730, 080, 516. 09		730, 080, 516. 09	34. 78	1, 660, 123. 97

6

(1).

(2).

(3).

(4).

(5).

(6).

(7).

(4).

(5).

(6).

(1).

(2). **1**

(3).

(4).

(5).

(6).

(1).

1		
1		
6	45, 399, 019. 52	23, 535, 463. 83

7-12		4, 500. 00	90, 766. 03
1		45, 403, 519. 52	23, 626, 229. 86
1	2	82, 020. 00	344, 893. 87
2	3	99, 288. 68	690, 422. 68
3			
3	4	60, 022. 68	232, 293. 00
4	5	5, 00	

H


999999

4/12

5

2

3



	591,842.68	1.25		5	591,842.68
	4,993,941.55	93.37	/	/	591,842.68

(7).

~~20~~ 20 ~~20~~ 20

(2).

(3).

(4).

15

(1).

(2).

(3).

u l # B ú š Ű A u # G N q 1 ž A ~ G # a 1 K ó μ * ů N L = ú : + r t , X G * ů q B

(4).

16

(1).

(2).

(3).

(4).

(5).

17

(1).

	22,249,778.32		21,258.62		22,271,036.94
1	19,899,571.15	10,000,000.00	-920,089.95		28,979,481.20
	8,886,298.76		-5,255,165.69		3,631,133.07
	15,490,248.85		-449,033.03		15,041,215.82
	5,001,596.42		-315,029.54		4,686,566.88

REWOTECHNOLOGIES, INC.

2

35,675,898.51	-1,030,736.15	421,931.98	34-1
---------------	---------------	------------	------

(2).

18

(1).

50,000,000.00

50,000,000.00

19

	7, 174, 807. 13	17, 276, 822. 67
	18, 984, 811. 50	29, 293, 203. 19
2		12, 500, 000. 00
	17, 451, 803. 09	17, 451, 803. 09
	20, 000, 000. 00	20, 000, 000. 00
	20, 000, 000. 00	20, 000, 000. 00
	7, 000, 000. 00	7, 000, 000. 00
	10, 300, 000. 00	10, 300, 000. 00
	5, 000, 000. 00	5, 000, 000. 00
	10, 000, 000. 00	10, 000, 000. 00
	7, 500, 000. 00	7, 500, 000. 00
	30, 000, 000. 00	30, 000, 000. 00
1	30, 000, 000. 00	20, 000, 000. 00
	10, 000, 000. 00	10, 000, 000. 00
2	20, 000, 000. 00	
P#K 6y €D[5 W% "Å	3	5, 000, 000. 00
	218, 411, 421. 72	216, 321, 828. 95

1	2024	12		0, 000
			1. 954%	
2	2024	5		2, 000
			2. 9197%	
3	2024	12		

3.			
4.	8, 104, 828. 95	3, 597, 122. 32	11, 701, 951. 27
1.			
2.			
3.			
4.			
1.	8, 434, 495. 08	7, 917, 372. 22	16, 351, 867. 30
2.	8, 883, 873. 72	8, 205, 124. 59	17, 088, 998. 31

34 321

95 11

1.	138,857,808.54	692,916,947.48	10,336,588.35	33,512,968.69	47,997,695.04	923,622,008.10
2.	39,429,324.56	191,049,759.10	1,900,513.05	5,574,105.84	6,790,112.44	244,743,814.99
1	39,429,324.56	191,049,759.10	1,900,513.05	5,507,523.99	6,790,112.44	244,677,233.14
2				66,581.85		66,581.85
3.	5,182,084.52	61,228,267.78	1,051,226.13	21,551.27	10,647,002.75	78,130,132.45
1	1,729,178.82	31,468,927.75	1,005,045.94	21,551.27	9,045,668.91	43,270,372.69
2	921,438.19	18,235,298.86				19,156,737.05

(1).

		142,173,359.27	142,173,359.27
2,352,987.65	2,352,987.65	116,890,074.78	116,890,074.78
		87,888,792.11	87,888,792.11
		21,020,458.77	21,020,458.77
4,540,473.00	4,540,473.00		0.00
47,635.37	47,635.37		0.00
3,672,565.73	3,672,565.73	3,961,338.17	3,961,338.17

(1).

23

(1).

(2).

(3).

24

(1)

(2)

25

(1)

2	2,661,350.51	829,276.23	102,582.62		3,593,209.36
(1)	2,661,350.51	829,276.23	102,582.62		3,593,209.36
3	3,433,525.29	190,320.25	8,349.98	7,423.71	3,639,619.23
1	3,412,662.20				3,412,662.20
2	20,863.09	190,320.25	8,349.98	7,423.71	226,957.03
4.	3,917,908.36	4,636,349.95	230,682.42	167,522.08	8,952,462.81
1.					
2					
3					
4.					
1.	10,433,870.58	1,968,449.26	2,131,460.75		14,533,780.59

2		814,684.30	812,924.11	333.58		1,627,941.99
4	20,764,796.24	30,984,948.75	49,009,390.37	982,719.48	73,321.68	101,815,176.52
1.						
2.						
3.						
4.						
1.	119,227,389.50	23,086,065.42	50,731,372.99	1,107.81	2,126,328.72	195,172,264.44
2.	123,201,524.17	31,039,887.32	44,353,832.00	1,546.30		198,596,789.79

0

(2).

(3).

(3)

27

(1).

	154,214,372.83		154,214,372.83
PEX	41,814,680.89	1,774,378.57	40,040,302.32
	95,660,816.62	4,059,304.04	91,601,512.58
MMS	22,146,792.09	939,784.61	21,207,007.48
	26,686,415.93		26,686,415.93
	340,523,078.36	6,773,467.22	333,749,611.14

(2).

(3).

1

(4).

	473,813,582.71	502,000,000.00	5		32.05%
				13.12%	
PEX	107,538,462.82	114,300,000.00	5		34.08%
				13.83%	
	683,727,821.01	723,200,000.00	5		5.67%
					11.81%
M.S	33,559,343.06	42,500,000.00	5		16.60% VACC
				11.20%	
	106,827,900				

(4).

	89, 615, 259. 03	136, 101, 215. 92
	1, 388, 249, 470. 90	1, 190, 570, 960. 03
	20, 529, 831. 58	28, 963, 885. 50
	1, 498, 394, 561. 51	1, 355, 636, 061. 45

(5).

2024		106, 004, 874. 46	
2025	73, 858, 475. 55	76, 453, 107. 45	
2026	129, 259, 924. 76	133, 832, 318. 32	
2027	123, 960, 677. 26	130, 820, 833. 25	
2028	297, 608, 642. 72	228, 660, 069. 52	
2029	152, 496, 459. 51	24, 342, 315. 56	
2030	96, 994, 263. 13	179, 777, 011. 88	
2031	93, 440, 407. 25	91, 628, 295. 14	
2032	163, 286, 441. 48	163, 286, 441. 48	
2033	54, 298, 785. 54	55, 765, 692. 97	
2034	203, 045, 393. 70		
	1, 388, 249, 470. 90	1, 190, 570, 960. 03	/

30

	176, 601, 827. 31		176, 601, 827. 31	165, 192, 229. 00	165, 192, 229. 00
	92, 438, 561. 67		92, 438, 561. 67	75, 386, 351. 35	75, 386, 351. 35
	269, 040, 388. 98		269, 040, 388. 98	240, 578, 580. 35	240, 578, 580. 35

40,209,190.70	40,209,190.70			43,026,461.45	43,026,461.45		
631,687,276.70	631,687,276.70			410,225,959.97	410,225,959.97		
443,237,333.45	388,034,401.05			373,848,706.15	313,524,105.90		
49,946,588.01	38,699,543.70			108,997,889.04	96,166,680.60		
102,103,716.82	101,842,826.16			64,702,131.69	64,484,375.25		
7,265,742.50	2,979,381.26			7,265,742.50	3,134,839.83		
				142,173,359.27	142,173,359.27		
1,274,449,848.18	1,203,452,619.57	/	/	1,150,240,250.07	1,072,735,782.27	/	/

38

(1).

	170, 739, 705. 11	156, 315, 686. 54
	170, 739, 705. 11	156, 315, 686. 54

(2).

(3).

1	16,136,047.93	114,096,590.84	117,034,796.12	13,197,842.65
2	14,238.18	3,250,213.54	3,250,264.16	14,187.56
	16,150,286.11	117,346,804.38	120,285,060.28	13,212,030.21

40

	27,699,374.90	15,252,186.39
	26,050,676.67	21,803,981.00
	4,978,454.32	4,019,398.95
	503,056.56	320,820.66
	2,600,888.92	1,714,174.95
	1,738,929.24	1,559,331.15
	697,740.96	695,903.46
	247,404.00	155,803.40
	164,935.98	103,868.94
	2,270,729.74	863,397.66
	66,952,191.29	46,488,866.56

41

(1).

	1,497,075.00	805,597.95
	37,137,497.27	59,096,219.50
	38,634,572.27	59,901,817.45

(2).

(3).

—	1, 497, 075. 00	805, 597. 95
	1, 497, 075. 00	805, 597. 95

1

(4).

	970, 344. 13	684, 830. 23
	24, 244, 950. 00	48, 489, 900. 00
	11, 922, 203. 14	9, 921, 489. 27
	37, 137, 497. 27	59, 096, 219. 50

1

42

43 1

44

	1, 698, 964. 20	8, 352, 212. 94
	1, 698, 964. 20	8, 352, 212. 94

45

(1).

	24, 400, 000. 00	
	180, 482, 573. 14	750, 460, 328. 00
	718, 151, 100. 00	935, 794, 706. 09
	324, 340, 000. 00	378, 470, 000. 00
	9, 582. 22	1, 870, 472. 85
	1, 247, 383, 255. 36	2, 066, 595, 506. 94

46

(1).

-	1, 390, 000, 000. 00	
-	- 63, 500, 091. 04	
-	216, 222. 22	
	1, 326, 716, 131. 18	

(2).

		%										
	100		2024 10 31	6	1,390,000,000.00		1,320,552,469.72	216,222.22	5,947,439.24		1,326,716,131.18	
	/	/	/	/	1,390,000,000.00		1,320,552,469.72	216,222.22	5,947,439.24		1,326,716,131.18	/

(3).

T+4 6 2 2024 11 6

2

(4).

47

	14, 880, 879. 95	11, 106, 827. 68
	539, 184. 08	594, 971. 52
	5, 349, 613. 01	4, 443, 036. 56
	8, 992, 082. 86	6, 068, 819. 60

48

		3, 332, 631. 17
		3, 332, 631. 17


(1).

		3, 180, 000. 00
		152, 631. 17
		40, 078. 12
		40, 078. 12
		3, 332, 631. 17

(1).

49

50



1	2021	2023	
	899,612.16	899,612.16	2024
134,926		3,815,426.76	1
	32%	32%	-11,746,783.49
	11,746,784.49		
2			

59

	79, 596, 115. 37	18, 582, 970. 69		98, 179, 086. 06
	79, 596, 115. 37	18, 582, 970. 69		98, 179, 086. 06

10%

60

		1, 443, 245, 118. 78	1, 141, 101, 917. 41
	+		
		1, 443, 245, 118. 78	1, 141, 101, 917. 41
		302, 550, 154. 21	378, 833, 464. 34
		18, 582, 970. 69	11, 918, 732. 99
		180, 250, 184. 00	64, 771, 529. 98
		1, 546, 962, 118. 30	1, 443, 245, 118. 78

1 0

2 0

3 0

4 0

5 0

61

(1).

	6, 848, 357, 645. 33	5, 144, 597, 481. 60	5, 782, 239, 573. 87	4, 227, 939, 798. 73
	176, 510, 648. 87	120, 255, 086. 01	115, 225, 295. 71	66, 151, 696. 37
	7, 024, 868, 294. 20	5, 264, 852, 567. 61	5, 897, 464, 869. 58	4, 294, 091, 495. 10

(2).

(3).

(4).

13,132.16

4,295.28	2025
3,733.17	2026
2,666.38	2027
1,698.45	2028
738.88	2029

(5).

62

5,729,818.36	4,739,590.14
2,719,722.80	2,193,465.83
9,930,391.12	5,474,742.85

x ₡— !0 \$" , ñ €Đ ^ 3sUY

	570,355,074.28	469,526,243.71
--	----------------	----------------

66

	101,969,738.70	86,403,343.54
	35,641,781.84	28,438,391.76
	5,744,558.86	2,487,466.72
	26,018,288.66	17,158,119.10
	6,216,360.96	193,724.80
	4,743,454.70	6,828,902.73
	109,050,620.04	84,633,165.13

67

	10,188,323.24	9,691,168.25
	42,566,527.18	46,834,458.13
	52,754,850.42	56,525,626.38

68

	-8,101,568.41	-8,459,819.77
		116,704.80
	83,332.50	
	-6,712.20	-125,164.73
	16,451,914.20	45,653,346.34
	8,426,966.09	37,185,066.64

69

70

	-7,667,620.03	-1,099,394.77
	-7,667,620.03	-1,099,394.77

71

-5,541,835.50
72.5

-6,108,972.50

/	- 399, 291. 70	33, 274. 20
/	- 91, 043. 44	
	- 490, 335. 14	33, 274. 20

74

	15, 244. 34	1, 835, 285. 64	15, 244. 34
	465, 859. 99	460, 098. 72	465, 859. 99
	183, 975. 33	1, 585, 779. 51	183, 975. 33
	665, 079. 66	3, 881, 163. 87	665, 079. 66

75

	678, 445. 28	847, 295. 26	678, 445. 28
	678, 445. 28	847, 295. 26	678, 445. 28
	1, 556, 000. 00	1, 564, 000. 00	1, 556, 000. 00
		564, 428. 49	
	195, 473. 02	345, 094. 49	195, 473. 02
	112, 513. 60	934, 376. 99	112, 513. 60
	2, 542, 431. 90	4, 255, 195. 23	2, 542, 431. 90

76

(1).

--	--	--

	122,356,274.94	107,713,641.78
	-24,556,150.80	6,990,288.16
	97,800,124.14	100,723,353.62

(2).

	431,950,150.13
/	107,987,537.53
	-15,219,833.28
	1,814,742.75
	10,039,201.07
	11,952,332.23
	-43,237,920.14
§	76,278,450.52
	-51,814,386.54
	97,800,124.14

77


" "

78

(1).

60,912,358.05

2032.2u



2024

	8,342,280.87	133,834,416.71
	8,294,555.27	235,938,766.99
	7,647,213.65	7,276,633.83
	1,556,000.00	1,564,000.00
	7,015,327.21	6,730,921.88
	149,766,633.23	85,496,114.02
	502,622,010.23	470,840,853.43

(2).

24,322,787.20

ð



	28, 273, 401. 89	22, 083, 820. 08
	10, 766, 400. 00	2, 636, 700. 00
	3, 902, 715. 80	4, 084, 157. 13
	2, 400, 007. 64	
	1, 235, 277. 83	
		4, 482, 307. 26
		3, 625, 653. 46
	46, 577, 803. 16	36, 912, 637. 93

	919, 047, 514. 60	865, 402, 404. 51	639, 808, 322. 13	490, 354, 629. 78	411, 339, 610. 05	1, 522, 564, 001. 41
	2, 344, 609, 879. 21	517, 244, 895. 15	82, 325, 746. 50	1, 460, 868, 680. 13	-1, 193, 356. 73	1, 484, 505, 197. 46
		1, 390, 000, 000. 00	6, 163, 661. 46	0. 00	69, 447, 530. 28	1, 326, 716, 131. 18
	10, 511, 856. 16		8, 690, 245. 42	3, 679, 168. 17	1, 181, 237. 54	14, 341, 695. 87
	3, 372, 709. 29		32, 068. 54	1, 281, 277. 83	2, 123, 500. 00	0. 00
	3, 277, 541, 959. 26	2, 772, 647, 299. 66	737, 020, 044. 05	1, 956, 183, 755. 91	482, 898, 521. 14	4, 348, 127, 025. 92

(4).

(5).

79

(1).

1		
	334, 150, 025. 99	381, 489, 543. 94
	25, 754, 239. 66	33, 324, 216. 95
	5, 094, 431. 17	6, 273, 008. 44

	245, 414, 364. 15	191, 322, 573. 18
	3, 593, 209. 36	4, 141, 589. 34
	19, 389, 444. 54	18, 005, 211. 36
	2, 429, 525. 59	1, 501, 220. 40
" "	490, 335. 14	- 33, 274. 20
" "	678, 445. 28	847, 295. 26
" "	7, 667, 620. 03	1, 099, 394. 77
" "	136, 320, 779. 03	103, 120, 399. 18
" "	- 8, 426, 966. 09	- 37, 185, 066. 64
" "	- 23, 255, 178. 13	- 5, 530, 417. 03
" "	- 1, 300, 972. 67	- 1, 459, 871. 13
" "	- 495, 568, 373. 33	- 151, 743, 168. 75
" "	- 743, 130, 600. 26	- 59, 318, 849. 70
" "	919, 561, 580. 47	- 48, 072, 512. 90
	428, 861, 909. 93	437, 781, 292. 47
2		
3		
	1, 223, 942, 868. 60	1, 000, 561, 900. 97
	1, 000, 561, 900. 97	798, 504, 852. 30
	223, 380, 967. 63	202, 057, 048. 67

(2).

(3).

(4).

	1, 223, 942, 868. 60	1, 000, 561, 900. 97
	56, 410. 32	77, 540. 19
	1, 223, 886, 458. 28	1, 000, 484, 360. 78
	1, 223, 942, 868. 60	1, 000, 561, 900. 97
	40, 209, 190. 70	43, 026, 461. 45

(5).

(6).

82

(1)

10, 945, 020. 32

14, 847t

4

TESONA GmbH & CO KG		497.98				51	
TESONA Beteiligungs GmbH		19.91				51	
Huf Baolong Electronics Bretten GmbH		2.415.15				55	
Huf Baolong Electronics North America Corp.		1.37				55	
M&S Modular Molding Systems GmbH		26.94				70	
		1.700.00				55	
		1.000.00				92	
		758.00				51.06	
		1.000.00				100	
		2.000.00				100	
3L		354.99				100	
		6.227.97				94.57	

3

(1).

(2).

(3).

(4).

	/	/
	119,686,083.39	71,527,493.50
--	-8,101,568.41	-8,459,819.77
--		
--	-8,101,568.41	-8,459,819.77

5

6

1

2

						/
	65,688,365.68	42,224,345.10	10,188,323.24	86,443.25	97,810,830.79	
	65,688,365.68	42,224,345.10	10,188,323.24	86,443.25	97,810,830.79	

3

	10,188,323.24	9,691,168.25
	42,566,527.18	46,834,458.13
	52,754,850.42	56,525,626.38

1

1 2024 12 31
34.78% (2023 31.39%)
2

1	2024	12	31		
	"				"
2	2024	12	31		
				5%	4, 643. 56
2023			3, 917. 56		
3					
2.					

2024	12	31		
				55, 000, 000. 00
				225, 781, 996. 34
				1, 237, 773, 673. 14
				1, 518, 555, 669. 48

2024 12 31 759. 28 2023 50 1, 634. 07

- 2
- (1)
- (2)
- (3)

3

(1)

(2)

(3)

1

			65, 500, 000. 00	65, 500, 000. 00
			218, 411, 421. 72	218, 411, 421. 72
			283, 911, 421. 72	283, 911, 421. 72

2

3

4

/

5

6

7

8

9

1

2

1 " "

3

REVO TECHNOLOGI ES, I NC.	

4

5

(1).

/

/

/

(3).

(4).

	60,000,000.00	2023/1/12	2026/1/31	
	33,000,000.00	2023/1/12	2025/1/12	
	36,000,000.00	2023/4/17	2026/4/17	
	80,000,000.00	2023/11/8	2027/4/24	
	80,000,000.00	2023/9/5	2026/9/4	
	20,000,000.00	2024/6/27	2027/6/17	
	20,000,000.00	2024/8/28	2025/8/25	
	80,000,000.00	2024/1/1	2026/12/31	
	90,000,000.00	2023/1/12	2026/11/30	
	85,000,000.00	2024/12/19	2032/10/15	
	70,000,000.00	2021/8/10	2026/8/9	
	70,000,000.00	2021/9/1	2024/9/1	
	20,000,000.00	2021/10/29	2024/10/27	
	67,500,000.00	2022/1/2	2026/5/29	
	29,000,000.00	2022/6/20	2025/6/20	
	60,000,000.00	2023/1/12	2026/1/31	
	21,000,000.00	2023/7/14	2026/7/14	
	50,000,000.00	2023/6/16	2026/6/15	
	50,000,000.00	2023/5/19	2026/5/19	
	50,000,000.00	2024/4/10	2027/4/10	
	100,000,000.00	2023/11/12	2026/11/30	

215,000,000.00	2018/9/28	2028/9/28
30,000,000.00	2022/1/12	2025/1/12
20,000,000.00	2023/1/5	2026/1/3
55,000,000.00	2023/11/15	2028/11/14

43,000,000.00	2024/2/27	2024/8/27
50,000,000.00	2024/3/18	2027/3/17
30,000,000.00	2024/4/18	2025/4/14
40,000,000.00	2024/4/19	2025/4/17
10,000,000.00	2024/6/12	2025/6/9
33,000,000.00	2024/4/22	2024/10/22
60,000,000.00	2024/6/21	2024/12/21
40,000,000.00	2024/5/23	2025/5/19
10,000,000.00	2024/6/20	2024/12/17
55,000,000.00	2024/2/26	2025/2/25
50,000,000.00	2024/9/18	2025/3/18
35,000,000.00	2024/1/3	2025/1/3
42,000,000.00	2024/3/27	2024/9/23
40,000,000.00	2024/5/23	2025/5/19
40,000,000.00	2024/5/23	2025/5/19
50,000,000.00	2024/5/30	2024/11/26
10,000,000.00	2024/6/28	2025/6/23
40,000,000.00	2024/7/18	2025/1/18
26,000,000.00	2024/9/18	2025/3/18
60,000,000.00		

(6).

		6, 426, 555. 64	

(7).

		965. 13	1, 038. 02

(8).

6

(1).

		1, 027, 033. 95		132, 422. 77	
		262, 924. 33			
		13, 313, 009. 98	81, 068. 76	5, 135, 748. 07	22, 635. 18
		1, 562, 176. 87	83, 501. 01	373, 273. 83	
		914, 791. 50			
		32, 017. 99			

(2).

74, 496. 35	27, 611. 55
3, 179, 092. 80	269, 844. 00
	3, 600. 00

7

8

1

	52.89 /	7		
	44.26 /	8.5		
	44.26 /	8.5		
	44.26 /	8.5		

> < 2021
> 2021
2021 9 8
2021
2021 11 3
2021 11 6 2021
368 269.18
28.13 /
2021 11 10
2021 11 12 2021
130 232.639
17.41 /
2022 8 1
67 25
54.05 /

2024 14,326 4,270,299
 2025 9 18

- B-S 2024
 52,696,194.85

3

4

	4,986,797.07	
	30,121,030.06	
	17,588,367.72	
	52,696,194.85	

5

6

1

2

(1).

(2).

3

1

2

	108,166,229.46

3

4

1

(1).

(2).

2

3

(1).

(2).

4

5

6

(1).

		(%)		(%)			(%)		(%)	
	39,573.05	0.03	39,573.05	100.00		39,573.05	0.03	39,573.05	100.00	
	39,573.05	0.03	39,573.05	100.00		39,573.05	0.03	39,573.05	100.00	
	137,850,425.26	99.97	45,270.36	0.03	137,805,154.90	152,039,460.36	99.97	22,635.18	0.01	152,016,825.18
1	1,852,552.01	1.34	45,270.36	2.44	1,807,281.65	161,536.11	0.11	22,635.18	14.01	138,900.93
2	135,997,873.25	98.63			135,997,873.25	151,877,924.25	99.87			151,877,924.25
	137,889,998.31	/	84,843.41	/	137,805,154.90	152,079,033.41	/	62,208.23	/	152,016,825.18

			%	
	39,573.05	39,573.05	100.00	
	39,573.05	39,573.05	100.00	/

1

			%	
1	1,701,650.79			
6	1,701,650.79			
1 2				
2 3	150,901.22	45,270.36		30.00
	1,852,552.01	45,270.36		2.44

(3).

	39, 573. 05		39, 573. 05
	22, 635. 18	22, 635. 18	45, 270. 36
1	22, 635. 18	22, 635. 18	45, 270. 36
	62, 208. 23	22, 635. 18	84, 843. 41

(4).

(5).

2

162, 116, 263. 22
850, 017, 399. 00

94, 272, 088. 52

(6).


(1).

()		
	135, 819, 770. 17	73, 954, 312. 37
	26, 296, 493. 05	20, 317, 776. 15
	162, 116, 263. 22	94, 272, 088. 52

(2). **1**

(3).

(4).



(5).

(6).

(1).

1

1

6

7-12

1

772, 233, 734. 88

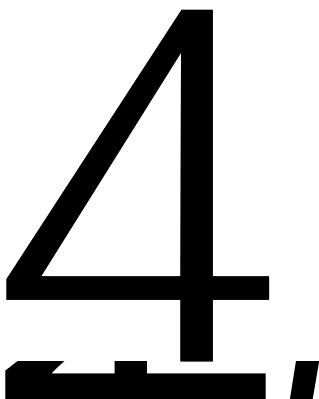
30, 070, 949. 77

802, 304, 684. 65

306, 703, 476. 05

3, 048, 210. 31

309, 751, 686. : 0



	835,306,255.83	317,775,453.50
	14,711,143.17	14,709,863.47
		178,900.00
	850,017,399.00	332,664,216.97

(3).

	12	()	()	
2024 1 1	89,450.00			89,450.00
2024 1 1				
--	-89,450.00	89,450.00		
--				
--				
--				
		34,450.00		34,450.00
		123,900.00		123,900.00
2024 12 31				

(4).

		34,450.00		123,900.00	89,450.00
	89,450.00				-89,450.00
1	89,450.00				-89,450.00
	89,450.00	34,450.00		123,900.00	

(5).

	123,900.00

(6).

		(%)			
	745,813,307.60	87.74		1	
	81,482,224.46	9.59		2	
	22,692,837.07	2.67		5 5	
	15,171.44	0.00		4	
	7,698.22	0.00		1	
	850,011,238.79	100.00	/	/	

0.00

(7).

3

2,107,078,776.66

2,107,078,776.66 - 67,370,376.4

2, 138, 997, 040. 93

2, 138, 997, 040. 93

6

1

-1,168,780.42

2024

	50,133,813.86	
--	---------------	--

1 --

1

--

2